



## UbiBot GS1-A4G Industrial Grade WiFi / SIM Temperature Humidity Data Logger IoT System

SKU: UBIGS1A4G  
Manufacture Warranty period: 12 months  
Country of Origin: China

### Introduction

UbiBot® industrial-grade GS1-A4G is a cloud-based environmental monitoring data logger. It supports WiFi and mobile GPRS/3G/4G 2 types of connection. A mobile GPRS/3G/4G network provides internet connection when WiFi is not available. With its embedded temperature and humidity sensors, it detects environmental data all day round and automatically syncs all data to the UbiBot® IoT cloud platform, allowing you to access data and monitor the environment remotely from anywhere in the world via the free UbiBot APP or Web Console and to receive real-time alerts.

GS1-A4G is IP65 dustproof and water-resistant for outdoor use.

The clear 4" LCD screen allows you to instantly view the latest data.

### Applications

- Online real-time detecting temperature, humidity
- Agriculture
- Greenhouse
- Museum
- Wine Cellar
- Pharmacy
- Horticulture
- Animal Breeding Warehouse

### Features

- Built-in temperature and humidity sensors
- 2.4 GHz WiFi and mobile GPRS/3G/4G 2 types of connection, no need of hubs or gateways; a free UbiBot Global SIM Card is included
- Industrial-grade shell, strong and durable; IP65 water-resistant for outdoor use
- 4" high-quality LCD screen displaying current environmental conditions
- Free App & Web Console to access and monitor real-time data remotely, no subscription fee
- Unlimited UbiBot cloud storage for historical data; free historical data export
- Multiple ways of real-time alerts: App notifications, emails, phone calls, SMS, HTTP
- Working with IFTTT, Google Sheet, Alexa
- Easy setup with free UbiBot App or PC tools
- Memory with a capacity of 300,000 records stores all data even if the network is temporarily disconnected, which ensures there are no gaps in the data history
- Three types of power supply: internal lithium battery, Type-C 5V (USB cable provided), and DC 5~12V
- Compliance with CE, EN 12830, FCC, FDA CFR21, IC, RCM, RoHS, TELEC

## Specifications

Temperature	
Range:	-20 °C to 60°C
Accuracy:	± 0.3°C
Resolution:	Resolution: 0.1
Humidity	
Range:	10% to 90%, No condensation
Accuracy:	±3%
Resolution:	0.1

Operation System	iOS 11+, Android 8.1+, or Windows 7+, or macOS v10.8
WiFi Information	Supports 20MHz or "Auto" setting supports OPEN, WEP, or WPA/WPA2 types, WPA2-Enterprise (802.1x / RADIUS authentication) network is not supported, requires 2.4GHz (802.11 b/g/n), channels 1-13 <b>(5GHz WiFi NOT supported)</b>
Memory	300,000 sensor records
Material	Flame resistant ABS+PC
Switch Type	Button
Colour	White
Power Source	Internal Lithium batteries 2900 mAh (Built-in)
	Type-C 5V USB Cable (1m) - Included
	Safety Mark 5V2A UK Power adapter (Provided to Singapore only)
Screen Size	4"
Dimensions	11.5 x 9 x 5.5 cm
Weight	436g ± 3g

## Package includes

1 x GS1-A4G device
1 x External antenna
1 x manual book
1 x Type-C USB cable (1m)
1 x 5V/2A Power Adapter (Safety Mark)

### Multiple Accurate Sensors integrated into One Device



### Recommended Use Cases for Each Version



- Data sync via WiFi & SIM connectivity
- 24/7 temperature & humidity monitoring
- Waterproof, durable in extremely humid environments
- Multiple power supply methods
- Larger internal storage with up to 300,000 records
- No hub required

## The cloud-based IoT platform

UbiBot® offers a revolutionary way to monitor environmental conditions where they matter. The sensors synchronize data to UbiBot® IoT Platform using WiFi, Cellular or Ethernet connection (depending on the specific model purchased). Users can then access data from anywhere via a smartphone or the Web console.

### Features:

- **Data Management:** Manage all your IoT data in one place; you could add as many devices as you want to one UbiBot account.
- **Unlimited Storage:** Unlimited cloud-based storage ensures you will never run out of space. This allows you to view all your historical data via UbiBot App or Web.
- **Free App & Web Console:** Using UbiBot App and Web Console is free. Powerful and thoughtful features provide you brilliant experience.
- **Analysis and Visualization:** Use powerful analysis and visualization tools to get the most out of your data; spot trends and direct comparisons.
- **Real-Time Alerts:** Fully customizable alert system will notify you via App notifications, emails, phone call/SMS, HTTP whenever any metric goes out of the range preset.
- **Highly Secure Platform:** UbiBot IoT platform is designed to keep all your data secure so you never have to worry about hackers or other security issues.
- **Working with IFTTT, Alexa, Google Assistant, Google Sheet**
- Compliant with FDA CFR21

### Details:

#### Real-time and history data

The UbiBot Platform is a cloud-based IoT platform where all measured data is uploaded and stored. UbiBot App and Web Console allow you to view current data as well as historical data in graphs.

#### Customizable alerts and bulk operation

Setting and receiving alerts on your devices helps you to get notified of the conditions timely. When you have many devices to manage, it's time-consuming to set each alert rule one by one. Therefore, we've developed a bulk operation module with which you can set the same rule for many devices at a time.

### Data export

On UbiBot Platform, you can download the history data in CSV or PDF format. The CSV file only contains raw data, while the PDF file is a summarized report with average, maximum and minimum value within the chosen period. The PDF file is much easier to read and archive.

### Device sharing and bulk operation

For business users, centralized control over multiple devices is available, with no limit on the number of devices in one account. Also available are bulk operations that apply to sensor settings, alerts, and remote control routines. Devices can be shared with other people, which allows for distributed management by different colleagues.

### Intelligent automation in UbiBot platform

UbiBot is committed to building intelligent industrial and home ecosystems. By integrating temperature and humidity sensors and the smart plug SP1 in one system, automated operation is achieved through data linkage. For example, fans can be switched on when the temperature rises to 30 °C.

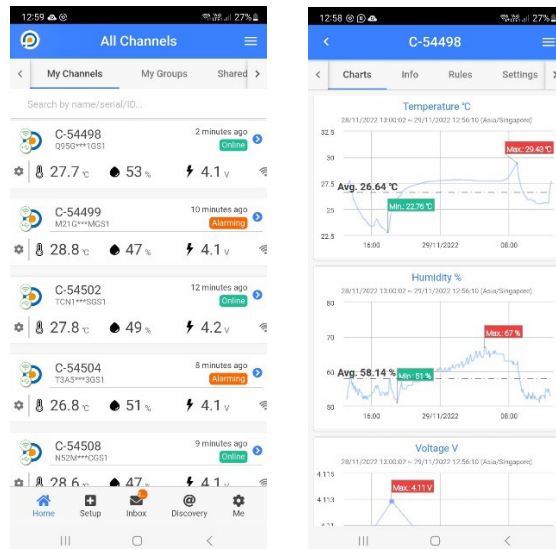
### Data forwarding

UbiBot is an open platform that provides cloud-based services while supporting customers to use their own storage servers. With the data forwarding service, you can forward the data collected by your device to your own private URL to protect privacy.

### Platform-based calibration

UbiBot platform supports data calibration both on the platform level as well as the device level. One-step calibration, instant display, no impact on historical data.

### View Data from Mobile APP Dashboard










Download Data in Excel or PDF Format

created_at	field1 (Temperature °C)	field2 (Humidity)	field3(Light)	field4(Voltage)
2019-05-27T15:28:08+08:00	25.88121	60	81.639999	5
2019-05-27T15:28:10+08:00	25.894562	60	76.439995	5
2019-05-27T15:28:12+08:00	25.937286	61	76.919998	5
2019-05-27T15:28:14+08:00	25.937286	61	79.5	5
2019-05-27T15:28:15+08:00	25.96666	62	77.799995	5
2019-05-27T15:28:16+08:00	25.96666	62	75.919998	5
2019-05-27T15:28:18+08:00	26.006714	62	76.860001	5
2019-05-27T15:28:19+08:00	26.022736	62	77.720001	5
2019-05-27T15:28:25+08:00	26.121536	63	78.540001	5
2019-05-27T15:28:47+08:00	26.404594	60	97.439995	5
2019-05-27T15:28:51+08:00				
2019-05-27T15:29:47+08:00	26.615547	58	78.939995	
2019-05-27T15:30:47+08:00	26.658272	58	86.559998	
2019-05-27T15:31:47+08:00	26.700996	57	96.839996	
2019-05-27T15:32:47+08:00	26.700996	57	84.479996	
2019-05-27T15:33:47+08:00	26.743721	57	83.279999	



Data Report-GMM Showroom Freezer 1[CHANNEL ID:59278]

File Created AE31/05/2023 18:59:12

Sensor	Maximum	Minimum	Average
WiFi RSSI(dBm)	-23.00	-43.00	-28.11
External Temperature Probe(°C)	7.81	-25.31	-19.02

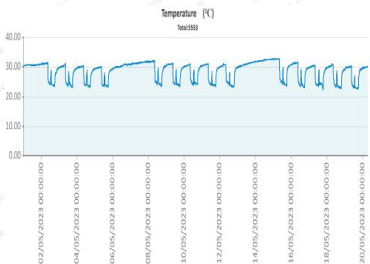
## Data Report

Channel Name: GMM Showroom Freezer 1  
 Data Start: 01/05/2023 00:00:00 to 30/05/2023 00:00:00  
 Report Generated: 31/05/2023 18:57:59

The current data transmission has been truncated, there are 8000 pieces of data in total.  
 Timezone: Asia/Singapore

**Device Information**

Channel Name: GMM Showroom Freezer 1	Permission: Public	Activated at: 10/02/2023 15:19:55
Channel ID: 59278	Plan ID: ubibot_free	Last Entry: 31/05/2023 18:54:49
Serial: DR294W5L1	Storage Used: 16.99 MB	Firmwarever: v3.0.1
Product ID: ubibot-ws1	Download Traffic: 583.97 kB	WiFi SSID: GMMTechnoworld



Sensor	Maximum	Minimum	Average
Temperature(°C)	32.82	22.52	28.65
Humidity(%)	68.00	45.00	57.81
Light(lux)	366.24	0.08	101.81
Voltage(V)	5.00	5.00	5.00

1 of 192

2 of 192

Entry	Created At	Temperature	Humidity	Light	Voltage			
1	01/05/2023 00:00:56	30.48	44	01/05/2023 03:38:59	30.58	87	01/05/2023 07:54:01	30.66
2	01/05/2023 00:08:55	30.59	45	01/05/2023 03:43:59	30.52	88	01/05/2023 07:59:01	30.60
3	01/05/2023 00:13:55	30.56	46	01/05/2023 03:48:59	30.50	89	01/05/2023 07:54:01	30.70
4	01/05/2023 00:18:56	30.53	47	01/05/2023 03:53:59	30.55	90	01/05/2023 07:59:01	30.66
5	01/05/2023 00:23:56	30.59	48	01/05/2023 03:58:59	30.53	91	01/05/2023 07:54:01	30.69
6	01/05/2023 00:28:56	30.50	49	01/05/2023 04:03:59	30.53	92	01/05/2023 07:59:01	30.71
7	01/05/2023 00:33:56	30.46	50	01/05/2023 04:08:59	30.69	93	01/05/2023 07:44:02	30.66
8	01/05/2023 00:38:56	30.55	51	01/05/2023 04:13:59	30.65	94	01/05/2023 07:49:02	30.65
9	01/05/2023 00:43:56	30.50	52	01/05/2023 04:18:59	30.66	95	01/05/2023 07:54:02	30.69
10	01/05/2023 00:48:56	30.50	53	01/05/2023 04:23:59	30.73	96	01/05/2023 07:59:02	30.60
11	01/05/2023 00:53:56	30.62	54	01/05/2023 04:28:59	30.73	97	01/05/2023 08:04:02	30.65
12	01/05/2023 00:58:56	30.59	55	01/05/2023 04:33:59	30.71	98	01/05/2023 08:09:02	30.73
13	01/05/2023 01:03:56	30.53	56	01/05/2023 04:38:59	30.60	99	01/05/2023 08:14:02	30.66
14	01/05/2023 01:08:56	30.59	57	01/05/2023 04:43:59	30.73	100	01/05/2023 08:19:02	30.65
15	01/05/2023 01:13:56	30.45	58	01/05/2023 04:48:59	30.74	101	01/05/2023 08:24:02	30.74
16	01/05/2023 01:18:56	30.45	59	01/05/2023 04:53:59	30.84	102	01/05/2023 08:29:02	30.65
17	01/05/2023 01:23:56	30.57	60	01/05/2023 04:58:59	30.76	103	01/05/2023 08:34:02	30.62
18	01/05/2023 01:28:56	30.50	61	01/05/2023 05:03:59	30.74	104	01/05/2023 08:39:02	30.69
19	01/05/2023 01:33:56	30.49	62	01/05/2023 05:08:59	30.81	105	01/05/2023 08:44:02	30.65
20	01/05/2023 01:38:56	30.59	63	01/05/2023 05:13:59	30.77	106	01/05/2023 08:49:02	30.63
21	01/05/2023 01:43:56	30.49	64	01/05/2023 05:18:59	30.79	107	01/05/2023 08:54:02	30.71
22	01/05/2023 01:48:56	30.46	65	01/05/2023 05:23:59	30.89	108	01/05/2023 08:59:02	30.65
23	01/05/2023 01:53:56	30.53	66	01/05/2023 05:28:59	30.74	109	01/05/2023 09:04:02	30.62
24	01/05/2023 01:58:56	30.48	67	01/05/2023 05:33:59	30.76	110	01/05/2023 09:09:02	30.69
25	01/05/2023 02:03:56	30.43	68	01/05/2023 05:38:59	30.77	111	01/05/2023 09:14:02	30.63
26	01/05/2023 02:08:56	30.56	69	01/05/2023 05:44:00	30.73	112	01/05/2023 09:19:02	30.63
27	01/05/2023 02:13:56	30.53	70	01/05/2023 05:49:00	30.70	113	01/05/2023 09:24:02	30.70
28	01/05/2023 02:18:56	30.59	71	01/05/2023 05:54:00	30.86	114	01/05/2023 09:29:02	30.69
29	01/05/2023 02:23:56	30.56	72	01/05/2023 05:59:00	30.73	115	01/05/2023 09:34:02	30.62
30	01/05/2023 02:28:56	30.50	73	01/05/2023 06:04:00	30.65	116	01/05/2023 09:39:02	30.67
31	01/05/2023 02:33:56	30.45	74	01/05/2023 06:09:00	30.73	117	01/05/2023 09:44:02	30.58
32	01/05/2023 02:38:56	30.55	75	01/05/2023 06:14:00	30.67	118	01/05/2023 09:49:02	30.60
33	01/05/2023 02:43:56	30.50	76	01/05/2023 06:19:00	30.67	119	01/05/2023 09:54:02	30.65
34	01/05/2023 02:48:56	30.52	77	01/05/2023 06:24:00	30.77	120	01/05/2023 09:59:02	30.66
35	01/05/2023 02:53:56	30.63	78	01/05/2023 06:29:00	30.73	121	01/05/2023 10:04:02	30.63
36	01/05/2023 02:58:56	30.55	79	01/05/2023 06:34:00	30.67	122	01/05/2023 10:09:02	30.73
37	01/05/2023 03:03:56	30.47	80	01/05/2023 06:39:00	30.74	123	01/05/2023 10:14:02	30.66
38	01/05/2023 03:08:56	30.55	81	01/05/2023 06:44:00	30.65	124	01/05/2023 10:19:02	30.62
39	01/05/2023 03:13:56	30.49	82	01/05/2023 06:49:00	30.65	125	01/05/2023 10:24:02	30.66
40	01/05/2023 03:18:56	30.50	83	01/05/2023 06:54:00	30.63	126	01/05/2023 10:29:02	30.59
41	01/05/2023 03:23:56	30.60	84	01/05/2023 06:59:00	30.73	127	01/05/2023 10:34:02	30.59
42	01/05/2023 03:28:56	30.56	85	01/05/2023 07:04:00	30.70	128	01/05/2023 10:39:02	30.67
43	01/05/2023 03:33:56	30.50	86	01/05/2023 07:09:00	30.77	129	01/05/2023 10:44:02	30.60

6 of 192